

SPIRAL HEAVY DUTY HOSE 高壓骨喉

Characteristic & Application 特點及應用

The hose is light, transparent with cold and hot resistance. It has good bending radius with high working pressure. This hose is suitable for pumping water, slurry, sewage.










輕身、透明、彎曲半徑小、耐壓。此喉可用於配合抽水、污水及泥漿。







Specification 產品規格

Product Code 產品編號	O.D. 外徑 mm	I.D. 內徑 mm	Working Pressure 工作壓力 bar	Bursting Pressure 工作壓力 bar	Standard Length 標準長度 m	Weight 重量 Kg/m
HSH-2	61	51	8	28	30	1.11
HSH-3	87.4	76	6	21	30	1.53
HSH-4	114.4	102	6	21	30	2.42
HSH-6	167	152	5	17.5	20	4.85
HSH-8	220	202	4	14	20	7.88

Hose Accessories 對應喉碼

Product Code 產品編號	Clamp 喉箍				Coupling 接頭			Galvanized Hose Connector 鍍鋅駁芯	Safety Clamp Insert 安全夾接頭
	T-Bolt 闊身喉碼	Omega 奧米茄碼	Safety 安全夾	Victaulic 消防碼	Bauer 鮑爾接頭	Camlock 快速接頭	Storz 德式接頭		
									
HSH-2	T60-63	SL60	-	2"	2" Bauer	2" Camlock	2" Storz	2" Connector	2" Insert
HSH-3	T86-91	SL94	-	3"	3" Bauer	3" Camlock	3" Storz	3" Connector	3" Insert
HSH-4	T113-121	SL115/525	100x10	4"	4" Bauer	4" Camlock	4" Storz	4" Connector	4" Insert
HSH-6	T162-174	SL675	150x13	6"	6" Bauer	6" Camlock	6" Storz	6" Connector	6" Insert
HSH-8	T214-226	SL988	200x16	8"	8" Bauer	8" Camlock	-	8" Connector	8" Insert

Camlock Coupling 快速接頭

							
Adapter Type A	Coupler Type B	Coupler Type C	Adapter Type D	Adapter Type E	Adapter Type F	Coupler Type DC	Adapter Type DP

Storz Coupling 德式接頭

				
Male Thread	Female Thread	Hose Shank	Cap with Chain	Wrench